



Plurilingual and intercultural learning through mobility

Practical resources for teachers and teacher trainers



PluriMobil is a teaching tool that offers activities and materials to support the plurilingual and intercultural learning of students for the phases before, during and after a mobility activity. This tool can be adapted to multiple mobility projects across all educational levels.

Resources

-  • PluriMobil quick start guide
- PluriMobil handbook
-  • A website containing PluriMobil lesson plans for primary, lower and upper secondary, vocational schools as well as for teacher training

EN FR

The resources are for

- teachers and teacher trainers
- international officers and other stakeholders

Authors

Mirjam Egli Cuenat, Kristin Brogan, Anna Czura, Chantal Muller, Josephine Cole, Anna Szczepańska, Lukas Bleichenbacher, Katharina Höchle Meier, Barbara Wolfer

The PluriMobil project, the lesson plans and the ideas will be very useful as I plan for future school exchanges.

Rhoda Brookes - Coláiste Bhríde Secondary School, Ireland

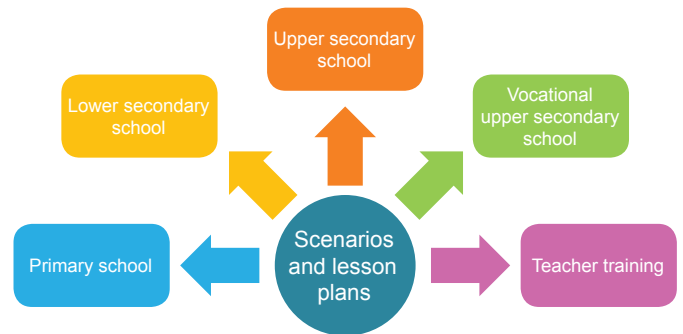
www.ecml.at/plurimobil

Take a closer look

PluriMobil activities and materials support students throughout the entire mobility process: the preparatory phase, the period during mobility and the post-mobility programme experience.

BEFORE	<ul style="list-style-type: none"> Defining one's identity: who am I? Preparing oneself for a mobility activity (to imagine what it would be like) Developing language skills and strategies facilitating successful intercultural communication Setting one's own learning goals Preparing materials to be used with peers in the host institution
DURING	<ul style="list-style-type: none"> Collecting intercultural discoveries Applying language skills and strategies in real-life communication Keeping a portfolio or a personal diary of one's development Interacting with peers in the host institution
AFTER	<ul style="list-style-type: none"> Looking back at one's personal development and pieces of evidence Presenting one's mobility experiences in the home institution Assessing one's own language achievement Student teachers: preparing activities to support the mobility activities of their students in the future

Educational levels addressed by PluriMobil:



Future teachers can integrate more easily the PluriMobil approach if they have experienced it during their own education and training.

Example of a PluriMobil lesson plan for lower secondary school students:

Lesson plan 9 (lower secondary)
THE EUROPEAN LANGUAGE PORTFOLIO:
HOW DO I LEARN AND HOW DO I WANT TO LEARN?

In this lesson plan, the learners set themselves goals for language learning during their mobility activity. They also think about their learning strategies and assess their own progress.

EXPERIENCES
Learners assess their progress in the target language by using the European Language Portfolio (ELP)

TARGETED COMPETENCES
Learners can learn autonomously (see *A Framework of Reference for Pluralistic Approaches*, FREPA, skills, S 7.6)

<p>PROCEDURE BEFORE</p> <div style="display: flex; justify-content: space-around;"> </div> <p>The teacher encourages learners to use the ELP or the grid attached to this lesson plan to reflect on their language-learning strategies.</p>	<p>PROCEDURE DURING</p> <div style="display: flex; justify-content: space-around;"> </div> <p>Learners observe their progress and the use of language learning strategies and complete the self-assessment checklist.</p>	<p>PROCEDURE AFTER</p> <div style="display: flex; justify-content: space-around;"> </div> <p>In pairs or groups, learners discuss whether they have achieved their goals.</p>
--	--	--

My double scenario

I am training to be a teacher

My teacher trainer used PluriMobil scenarios to prepare me for my mobility activity during my teacher training.



MY DOUBLE SCENARIO

I am your teacher now

Now I am going to use the PluriMobil scenarios with my students to prepare them for their mobility experience!



www.ecml.at/plurimobil